


Access Audit Final Site Report



Lions Park
110 W Camp McDonald Rd
Prospect Heights, IL 60070

Inspection Date: 02/29/2024
Inspectors: Shelley Zuniga

Prepared By
WT Group

Engineering with Precision, Pace & Passion.

(224) 293 - 6451

www.wtengineering.com

04/19/2024

Christina Ferraro
Executive Director
Prospect Heights Park District
104 W. Camp McDonald Rd.
Prospect Heights, IL 60070

Dear Christina:

Thank you for the opportunity to serve the Prospect Heights Park District by completing an access audit of the Lions Park located at 110 W Camp McDonald Rd, Prospect Heights, IL 60070. We audited the site on 02/29/2024. This report includes our findings from that audit.

The federal regulation implementing the Americans with Disabilities Act (ADA) requires that the Prospect Heights Park District conduct an access audit of every existing facility and park. This is necessary to assure that the programs and services of the Prospect Heights Park District are accessible to and usable by people with disabilities.

We identified a number of barriers and recommend that they be removed in a phased approach. Title II of the Americans with Disabilities Act (ADA) requires the entities to create a Transition Plan that identifies which barriers will be removed and by what date they will be removed. To assist the you, we have developed a Transition Plan for all parks and facilities. It orders the work to be completed in phases, as described below.

In Phase 1, these retrofits are of the highest priority. This group includes retrofits that can be accomplished with existing human and fiscal resources, or assets that are new but fail to meet the federal or state requirements.

In Phase 2, these retrofits are the next highest priority. This group includes findings that would remove barriers to the greatest number of people seeking to participate in Prospect Heights Park District programs and services, and those assets that are new to the 2010 Standards, such as recreation assets like playgrounds.

In Phase 3, these retrofits are the last priority. This group includes costly or complex retrofits, retrofits that are not yet subject to a final and enforceable standard, retrofits that may be technically infeasible, or retrofits where a construction tolerance exists.

In Phase 4, these retrofits are, we believe, not necessary because other sites with the same assets are accessible. This meets the title II regulation program access test.

In Phase 5, this group includes smart practices. These are methods or processes that make a site more usable by people with disabilities. Smart practices are typically not found within the final and enforceable federal and state design standards.

If you have any questions regarding this report, or would like to schedule a meeting with your design professional, facility management staff, or contractor, please contact me.

Sincerely,

Shelley Zuniga
Shelley Zuniga

Table of Contents

- Findings** 5
- Exterior** 5
- Parking** 5
- Exterior Accessible Route** 13
- Playground** 85
- 5 to 12** 85
- 2 to 5** 95
- Sports Fields and Courts** 100
- Ballfields** 100
- Tennis Courts** 121
- Park Site** 127
- Picnic/Shelter** 127
- Trail** 136

Exterior: Parking

Finding: 1

Element meets all standards and requirements.

Citation:

2010 ADAS Section: N/A

As Built:

Meets scoping with 51 stalls - 48 standard, 3 accessible

Recommendation:

None

COMPLIANT

Exterior: Parking

Finding: 2

The cross slopes (narrow dimension) and/or running slopes (long dimension) of the access aisle exceeds 2%.

The running slope and the cross slope in an accessible parking stall and the access aisle must not exceed 2%.

Citation:

2018 IAC Section: 502.4, 502.4 Exception

2015 ABAAS Section: 502.4

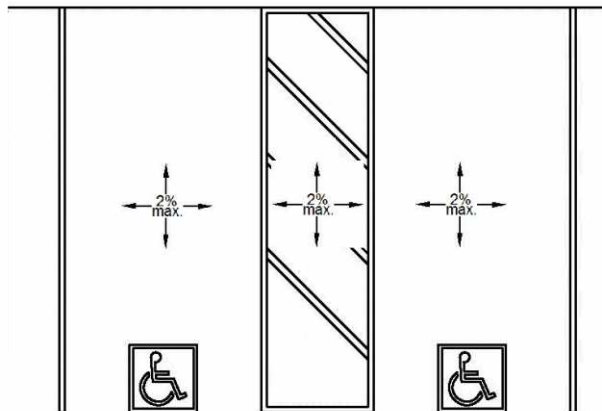
2010 ADAS Section: 502.4

As Built:

baseball aisle - 2.8%
slope; right aisle at
tennis - 2.9%

Recommendation:

Repair or correct slope of parking space and access aisle to max 2.08% in any direction.



Finding #2 Additional Finding Photos



Exterior: Parking

Finding: 3

The parking sign is mounted too low.

Accessible parking spaces shall be designated as reserved by providing a permanently mounted R7-8 (U.S. Department of Transportation standard) sign which contains the international symbol of accessibility. Such signs shall exhibit the dollar amount of the fine as required by the Illinois Vehicle Code [625 ILCS 5/1124 and 301.1] or the higher amount if required by local ordinance).

Signs shall be vertically mounted on a post or wall at front center of the parking space, no more than 6 feet horizontally from the front of the parking space and set a minimum of 5 feet and a maximum of 9 feet from finished grade to the bottom of the R7-8 sign.

Citation:

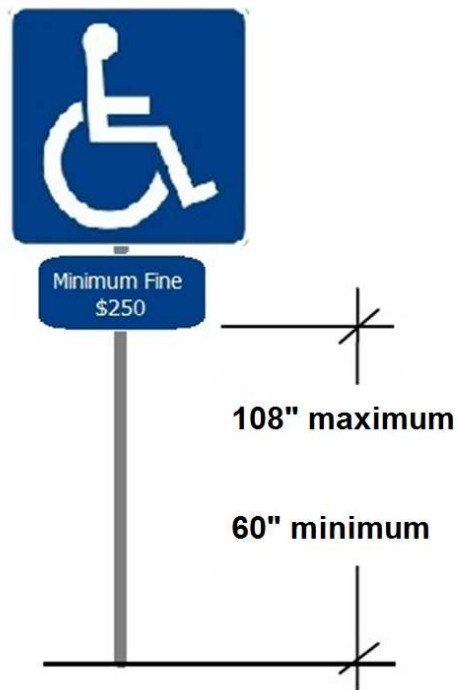
2018 IAC Section: 502.6

As Built:

baseball stall - sign at 48"; tennis stalls - 48" and 49"

Recommendation:

Raise existing accessible parking signs so lowest end of bottom sign is min 60" aff and max 108" aff



Finding #3 Additional Finding Photos



Exterior: Parking

Finding: 4

The van stall is missing a sign identifying it as a van accessible stall.

Parking space identification signs shall include the International Symbol of Accessibility. Signs identifying van parking spaces shall contain the designation "van accessible."

Citation:

2018 IAC Section: 502.6

2015 ABAAS Section: 502.6

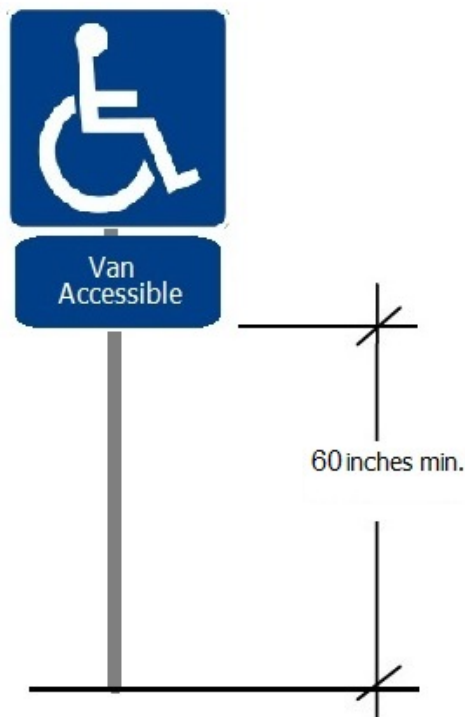
2010 ADAS Section: 502.6

As Built:

van sized stalls lack
van sign

Recommendation:

Add one van parking sign to one accessible stall and ensure stall and access aisle are 11' and 5' or 8' and 8'.



Exterior: Parking

Finding: 5

The accessible route is constructed such that a park vehicle can obstruct the minimum 36 inch width.

Parking spaces and access aisles shall be designed so that cars and vans, when parked, cannot obstruct the required clear width of adjacent accessible routes.

Citation:

2018 IAC Section: 502.7

2015 ABAAS Section: 502.7

2010 ADAS Section: 502.7

As Built:

stalls lack parking
bumpers

Recommendation:

Install parking stops to prevent cars from parking and overhanging the accessible route.



Finding #5 Additional Finding Photos



Exterior: Exterior Accessible Route

Finding: 6

The ramp slope exceeds the maximum running slope (direction of travel) allowable of 8.33%.

Ramps should have the least possible slope but in no case more than 8.3% (1:12).

Citation:

2018 IAC Section: 405.2

2015 ABAAS Section: 405.2

2010 ADAS Section: 405.2

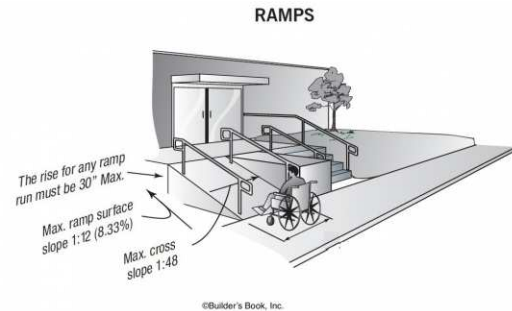

1997 IAC Section: 400.310(e)(2), 400.310(e)(2)(a)

As Built:

Ramp to shelter - 11%
running on second run

Recommendation:

Correct slope of ramp to max 8.33%



Finding #6 Additional Finding Photos



Exterior: Exterior Accessible Route

Finding: 7

The ramp on the accessible route contains cross slopes greater than 2%.

Surface cross slopes shall not exceed one unit vertical in 48 units horizontal (2-percent slope).

Citation:

2015 ABAAS Section: 405.3

2010 ADAS Section: 405.3

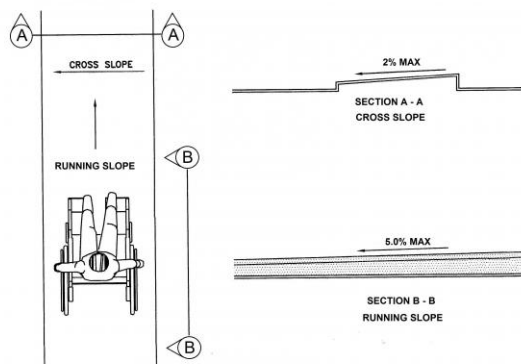
1997 IAC Section: 400.310(a)(6)

As Built:

Ramp to shelter -
cross slopes: 2.9% at
top of first run, 5.4%,
20.2% on second run,
4.5% at top near
shelter

Recommendation:

Correct ramp cross slope to max 2.08%



Finding #7 Additional Finding Photos



Exterior: Exterior Accessible Route

Finding: 8

The landing at the bottom of the ramp has a slope greater than 2%.

Bottom landings shall have a dimension in the direction of ramp run of not less than 60 inches and have a slope of less than 2% in any direction.

Citation:

2015 ABAAS Section: 405.7.1, 405.7.1
EXCEPTION

2010 ADAS Section: 405.7.1, 405.7.1 Exception

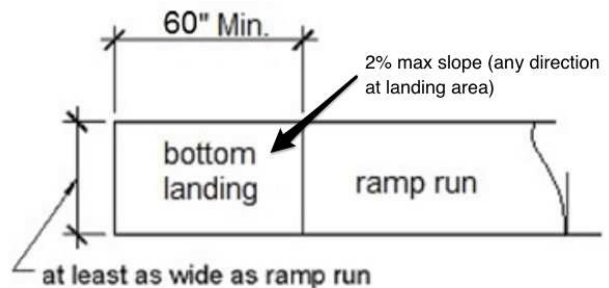
1997 IAC Section: 400.310(e)(4)(a),
400.310(e)(4)(b), 400.310(e)(4)(c), 400.310(e)(4)(d),
400.310(e)(5), 400.310(e)(5)(a), 400.310(e)(5)(b),
400.310(e)(5)(c), 400.310(e)(5)(d), 400.310(e)(5)(e),
400.310(e)(5)(f), 400.310(e)(5)(g)

As Built:

Ramp to shelter - 2.7%
at first landing, 6.3%
bottom landing

Recommendation:

Correct ramp landing slope to max 2.08%



Finding #8 Additional Finding Photos



Exterior: Exterior Accessible Route

Finding: 9

Openings in floor or ground surfaces shall not allow passage of a sphere more than 1/2 inch (13 mm) diameter except as allowed in 407.4.3, 409.4.3, 410.4, 810.5.3 and 810.10. Elongated openings shall be placed so that the long dimension is perpendicular to the dominant direction of travel.

Citation:

2018 IAC Section: 302.3

2015 ABAAS Section: 302.3

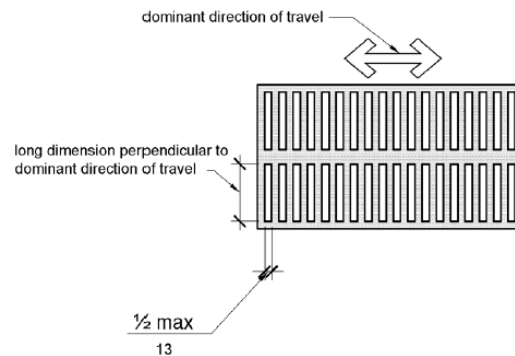

2010 ADAS Section: 302.3

As Built:

Ramp to shelter -
pavers in disrepair,
recommend full redo

Recommendation:

See previous findings for corrections to all runs and landings of ramp.



Finding #9 Additional Finding Photos



Exterior: Exterior Accessible Route

Finding: 10

There is a change in level greater than 1/4 inch.

1/4 inch is the maximum vertical rise. Changes in level between 1/4 inch and 1/2 inch must be beveled at 1:2 or less. Changes in level greater than 1/2 inch must be by way of a ramp.

Citation:

2018 IAC Section: 303.3

2015 ABAAS Section: 303.3

2010 ADAS Section: 303.3

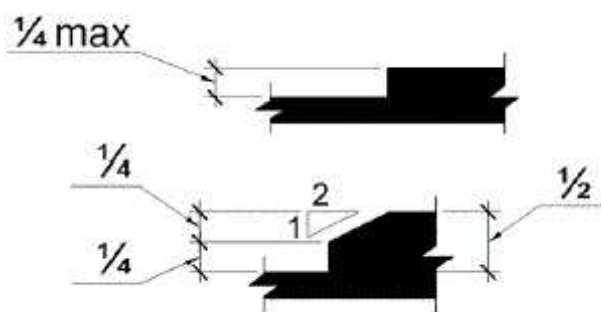
1997 IAC Section: 400.310(a)(7)

As Built:

Ramp to shelter -
sinking pavers create
CIL

Recommendation:

Repair, bevel or ramp CIL along accessible route (AR) to max .25". Reset pavers, or create ramp out of a more stable material. Cost is previous findings.



Exterior: Exterior Accessible Route

Finding: 11

The ramp does not have compliant handrails.

Handrails are required on both sides of all surfaces that are sloped greater than 5 percent (1:20). Handrails must be between 34 inches and 38 inches above the ramp surface, must extend beyond the top and bottom of the ramp 12 inches and be parallel to the floor or ground surface. The diameter of the handrails must be between 1 inches and 2 inches in cross-sectional nominal dimension for circular handrails and handrail gripping surfaces with a non-circular cross section shall have a perimeter dimension of 4 inches minimum and 6 inches maximum, and a cross-section dimension of 2 inches maximum. The clear space between handrails and walls must 1-1/2 inches minimum.

Citation:

2015 ABAAS Section: 505.1

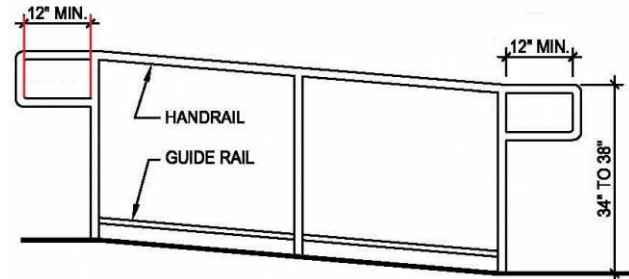
2010 ADAS Section: 505.1

As Built:

Ramp to shelter -
handrail on one side
only

Recommendation:

Install handrails that are rounded and/or extend to the ground, with handrail extensions and mounted 34" to 38" aff



Exterior: Exterior Accessible Route

Finding: 12

The handrail is not continuous the entire length of the ramp.

The handrail must be continuous. Handrails shall be placed on each side of each ramp, shall be continuous the full length of the ramp. The inside handrail on switch back or dogleg ramps shall always be continuous.

Handrail shall have top and bottom extensions.

Citation:

2015 ABAAS Section: 505.3, 505.10.1

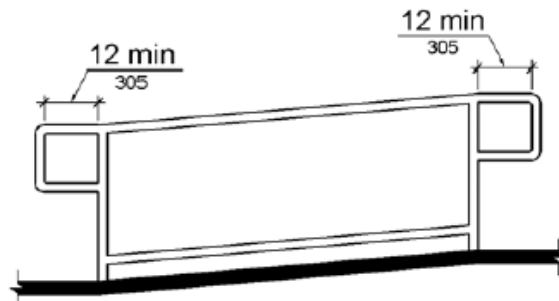
2010 ADAS Section: 505.3, 505.10.1

As Built:

Ramp to shelter - lack top and bottom extensions

Recommendation:

Replace existing handrail with one that is continuous along the full length of the ramp and having required top and bottom extensions.



Finding #12 Additional Finding Photos



Exterior: Exterior Accessible Route

Finding: 13

The walkway contains abrupt vertical edges and/or variations over a 1/4 inch.

1/4 inch is the maximum vertical rise. Changes in level between 1/4 inch and 1/2 inch must be beveled at 1:2 or less.

Changes in level greater than 1/2 inch must be by way of a ramp.

Citation:

2018 IAC Section: 303.2, 303.3

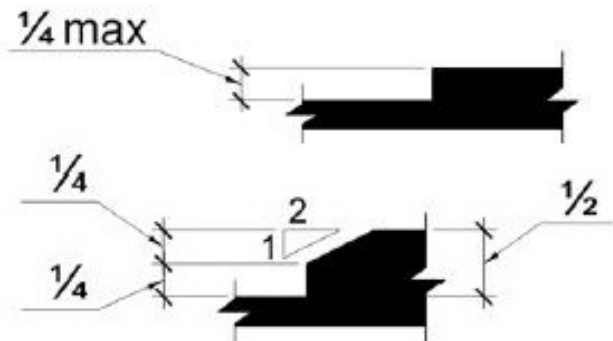
2010 ADAS Section: 303.2, 303.3

As Built:

1" CIL from walk to pavers at play area

Recommendation:

Repair, bevel or ramp change in level along accessible route.



Finding #13 Additional Finding Photos



Exterior: Exterior Accessible Route

Finding: 14

The running slope of walking surfaces shall not be steeper than 1:20. The cross slope of walking surfaces shall not be steeper than 1:48.

Citation:

2018 IAC Section: 403.3

2010 ADAS Section: 403.3

As Built:

2.9% cross to play area

Recommendation:

Correct cross slopes to max 2.08%.



Finding #14 Additional Finding Photos



Exterior: Exterior Accessible Route

Finding: 15

The surface of the curb ramp is not firm, stable and/or slip resistant..

Floor and ground surfaces shall be stable, firm, and slip resistant.

Citation:

2018 IAC Section: 302.1

2015 ABAAS Section: 302.1

2010 ADAS Section: 302.1

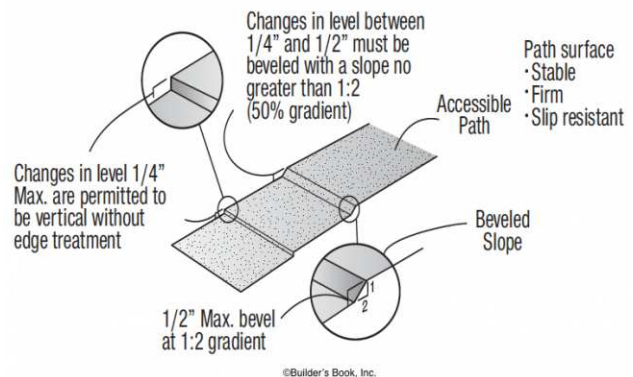
1997 IAC Section: 400.310(a)(5)

As Built:

deterioration at curb
ramp from parking to
play area

Recommendation:

Redo ramp to provide firm, stable and slip resistant surface.



Finding #15 Additional Finding Photos



Exterior: Exterior Accessible Route

Finding: 16

There is a gap spaced greater than a 1/2 inch.

Openings in floor or ground surfaces shall not allow passage of a sphere more than 1/2 inch diameter. Elongated openings shall be placed so that the long dimension is perpendicular to the dominant direction of travel.

Citation:

2018 IAC Section: 302.3

2015 ABAAS Section: 302.3

2010 ADAS Section: 302.3

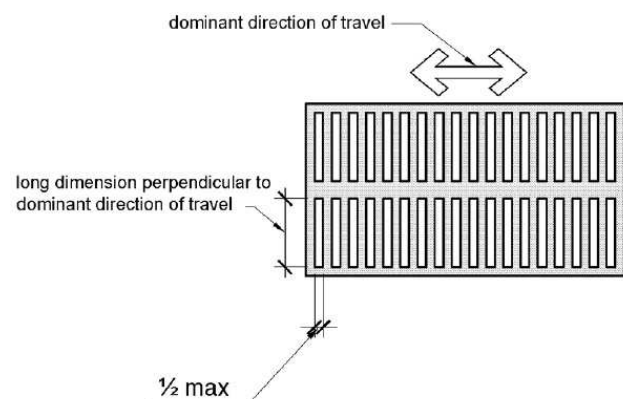
1997 IAC Section: 400.310(a)(12)

As Built:

1" gap along tennis parking

Recommendation:

Correct or fill gaps to be max .5".



Finding #16 Additional Finding Photos



Exterior: Exterior Accessible Route

Finding: 17

There is a gap spaced greater than a 1/2 inch.

Openings in floor or ground surfaces shall not allow passage of a sphere more than 1/2 inch diameter. Elongated openings shall be placed so that the long dimension is perpendicular to the dominant direction of travel.

Citation:

2018 IAC Section: 302.3

2015 ABAAS Section: 302.3

2010 ADAS Section: 302.3

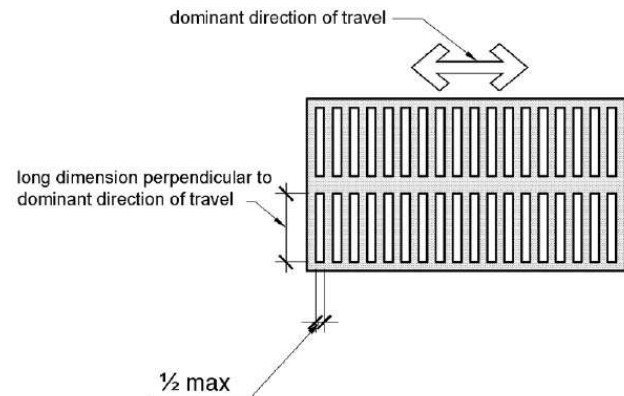
1997 IAC Section: 400.310(a)(12)

As Built:

1" gap at tennis path

Recommendation:

Correct or fill gaps to be max .5".



Finding #17 Additional Finding Photos



Exterior: Exterior Accessible Route

Finding: 18

The route of travel at this location does not provide the required minimum width.

The minimum clear width for sidewalks and walks is 36 inches.

Citation:

2018 IAC Section: 403.5.1

2015 ABAAS Section: 403.5.1

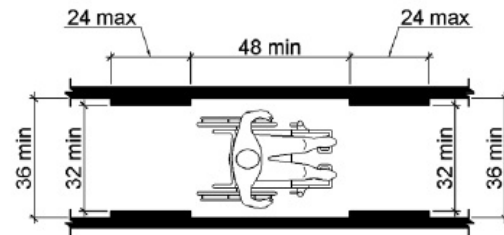
2010 ADAS Section: 403.5.1

As Built:

route to shelter
reduces to 24" due to
mud runoff

Recommendation:

Maintain route to min 36" clear width.



Finding #18 Additional Finding Photos



Exterior: Exterior Accessible Route

Finding: 19

Stairways must have handrails on both sides.

Handrails and their extensions must be between 34 inches and 38 inches above the stair nosing or ground.

The top handrails shall extend a minimum of 12 inches beyond the top nosing and shall be parallel with the floor or ground surface. At the bottom of a stair flight, handrails shall extend at the slope of the stair flight for a horizontal distance at least equal to one tread depth beyond the last riser nosing. Extension shall return to a wall, guard, or the landing surface, or shall be continuous to the handrail of an adjacent stair flight.

The orientation of at least one handrail, including the extension, shall be in the direction of the run of the stair and perpendicular to the direction of the stair nosing. Handrail gripping surfaces with a circular cross section shall have an outside diameter of 1-1/4 inches minimum and 2 inches maximum. Handrail gripping surfaces with a non-circular cross section shall have a perimeter dimension of 4 inches minimum and 6 1/4 inches maximum, and a cross-section dimension of 2-1/4 inches maximum. The hand grip portion of handrails shall have a smooth surface with no sharp corners. Gripping surfaces (top or sides) shall be uninterrupted by newel posts, other construction elements or obstructions. Any wall or other surface adjacent to the handrail shall be free of sharp or abrasive elements. Handrails projecting from a wall shall have a space of 1-1/2 inches minimum between the wall and the handrail.

Citation:

2018 IAC Section: 505.2, 505.2 Exception

2015 ABAAS Section: 505.2

2010 ADAS Section: 505.2

1997 IAC Section: 400.310(f)(4), 400.310(f)(4)(a), 400.310(f)(4)(b), 400.310(f)(4)(c), 400.310(f)(4)(d), 400.310(f)(4)(e), 400.310(f)(4)(f), 400.310(f)(4)(g)

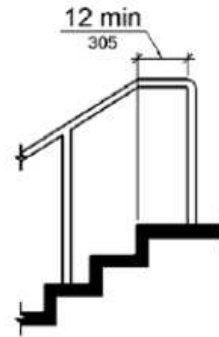
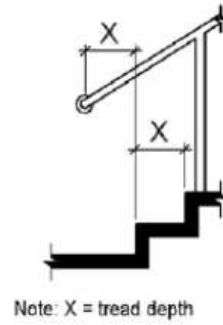
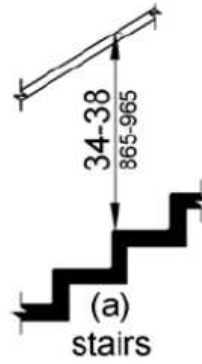
As Built:

steps near play area
lack handrails

Recommendation:

Install handrails on both sides of stairway, mounted 34" to 38" aff with top and bottom extensions and having a 1.25" – 2" in diameter, or a non-circular grip that has a perimeter dimension of 4"- 6.25" max with a min gap of 1.5" between handrail and wall

Finding #19 Continued



Exterior: Exterior Accessible Route

Finding: 20

Stairways must have handrails on both sides.

Handrails and their extensions must be between 34 inches and 38 inches above the stair nosing or ground.

The top handrails shall extend a minimum of 12 inches beyond the top nosing and shall be parallel with the floor or ground surface. At the bottom of a stair flight, handrails shall extend at the slope of the stair flight for a horizontal distance at least equal to one tread depth beyond the last riser nosing. Extension shall return to a wall, guard, or the landing surface, or shall be continuous to the handrail of an adjacent stair flight.

The orientation of at least one handrail, including the extension, shall be in the direction of the run of the stair and perpendicular to the direction of the stair nosing. Handrail gripping surfaces with a circular cross section shall have an outside diameter of 1-1/4 inches minimum and 2 inches maximum. Handrail gripping surfaces with a non-circular cross section shall have a perimeter dimension of 4 inches minimum and 6 1/4 inches maximum, and a cross-section dimension of 2-1/4 inches maximum. The hand grip portion of handrails shall have a smooth surface with no sharp corners. Gripping surfaces (top or sides) shall be uninterrupted by newel posts, other construction elements or obstructions. Any wall or other surface adjacent to the handrail shall be free of sharp or abrasive elements. Handrails projecting from a wall shall have a space of 1-1/2 inches minimum between the wall and the handrail.

Citation:

2018 IAC Section: 505.2, 505.2 Exception

2015 ABAAS Section: 505.2

2010 ADAS Section: 505.2

1997 IAC Section: 400.310(f)(4), 400.310(f)(4)(a), 400.310(f)(4)(b), 400.310(f)(4)(c), 400.310(f)(4)(d), 400.310(f)(4)(e), 400.310(f)(4)(f), 400.310(f)(4)(g)

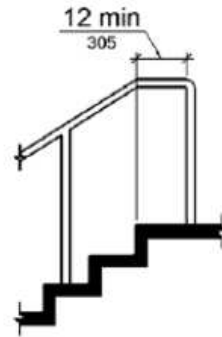
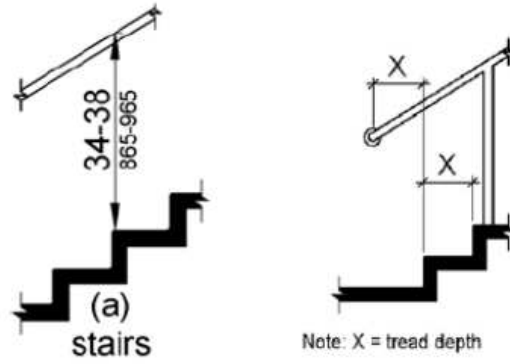
As Built:

steps from tennis to shelter lack handrail on one side, existing handrail fails to have compliant extensions

Recommendation:

Install handrails on both sides of stairway, mounted 34" to 38" aff with top and bottom extensions and having a 1.25" – 2" in diameter, or a non-circular grip that has a perimeter dimension of 4"- 6.25" max with a min gap of 1.5" between handrail and wall

Finding #20 Continued



Finding #20 Additional Finding Photos



Exterior: Exterior Accessible Route

Finding: 21

The running slope of walking surfaces shall not be steeper than 1:20. The cross slope of walking surfaces shall not be steeper than 1:48.

Citation:

2018 IAC Section: 403.3

2010 ADAS Section: 403.3

As Built:

2.6%, 3.1% cross to shelter from tennis for full length of fencing

Recommendation:

Correct cross slopes to max 2.08%.



Finding #21 Additional Finding Photos



Exterior: Exterior Accessible Route

Finding: 22

There is a gap spaced greater than a 1/2 inch.

Openings in floor or ground surfaces shall not allow passage of a sphere more than 1/2 inch diameter. Elongated openings shall be placed so that the long dimension is perpendicular to the dominant direction of travel.

Citation:

2018 IAC Section: 302.3

2015 ABAAS Section: 302.3

2010 ADAS Section: 302.3

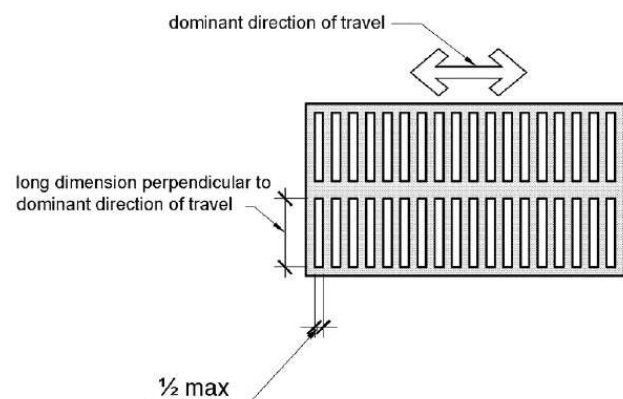
1997 IAC Section: 400.310(a)(12)

As Built:

1" gap from tennis to shelter

Recommendation:

Correct or fill gaps to be max .5".



Finding #22 Additional Finding Photos



Exterior: Exterior Accessible Route

Finding: 23

The curb ramp does not have a compliant top landing and the side flares are too steep.

In alterations, where there is no landing at the top of Curb Ramps, Curb Ramp flares shall be provided and shall not be steeper than 1:12.

Citation:

2018 IAC Section: 406.4 Exception

2015 ABAAS Section: 406.4 EXCEPTION

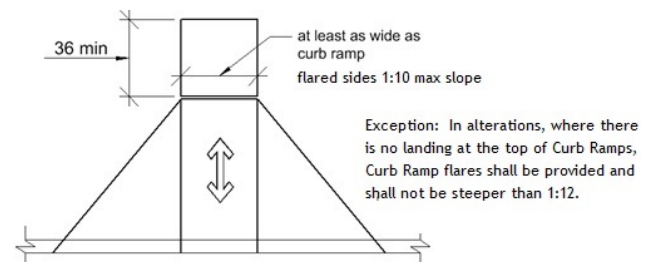
2010 ADAS Section: 406.4 Exception

As Built:

Ramp near baseball stall - right flare 13.2%

Recommendation:

Correct slope of side flares to max 8.33%



Finding #23 Additional Finding Photos



Exterior: Exterior Accessible Route

Finding: 24

There is a gap spaced greater than a 1/2 inch.

Openings in floor or ground surfaces shall not allow passage of a sphere more than 1/2 inch diameter. Elongated openings shall be placed so that the long dimension is perpendicular to the dominant direction of travel.

Citation:

2018 IAC Section: 302.3

2015 ABAAS Section: 302.3

2010 ADAS Section: 302.3

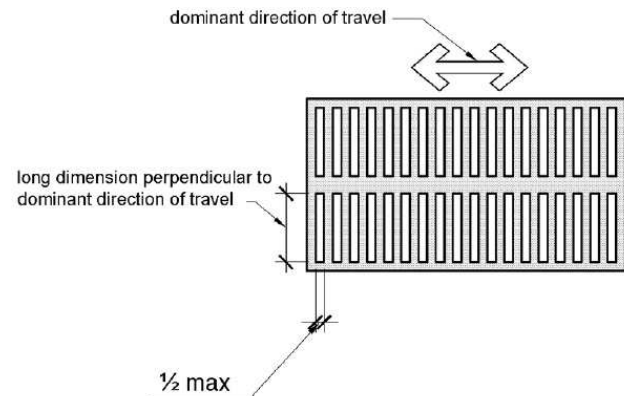
1997 IAC Section: 400.310(a)(12)

As Built:

four 1.5" and 3" gap
from tennis parking to
play area

Recommendation:

Correct or fill gaps to be max .5".



Finding #24 Additional Finding Photos



Exterior: Exterior Accessible Route

Finding: 25

The running slope of walking surfaces shall not be steeper than 1:20. The cross slope of walking surfaces shall not be steeper than 1:48.

Citation:

2018 IAC Section: 403.3

2010 ADAS Section: 403.3

As Built:

3.1%, 3.9%, 3.3%, 2.7%
(full route to curb ramp
at play area) cross
from tennis stalls to
play area

Recommendation:

Correct cross slopes to max 2.08%.



Finding #25 Additional Finding Photos



Finding #25 Additional Finding Photos



Exterior: Exterior Accessible Route

Finding: 26

The running slope of walking surfaces shall not be steeper than 1:20. The cross slope of walking surfaces shall not be steeper than 1:48.

Citation:

2018 IAC Section: 403.3

2010 ADAS Section: 403.3

As Built:

2.4%, 3.5%, 4.2% cross
from tennis stalls to
trail for full length

Recommendation:

Correct cross slopes to max 2.08%.



Finding #26 Additional Finding Photos



Exterior: Exterior Accessible Route

Finding: 27

The surface of the curb ramp is not firm, stable and/or slip resistant..

Floor and ground surfaces shall be stable, firm, and slip resistant.

Citation:

2018 IAC Section: 302.1

2015 ABAAS Section: 302.1

2010 ADAS Section: 302.1

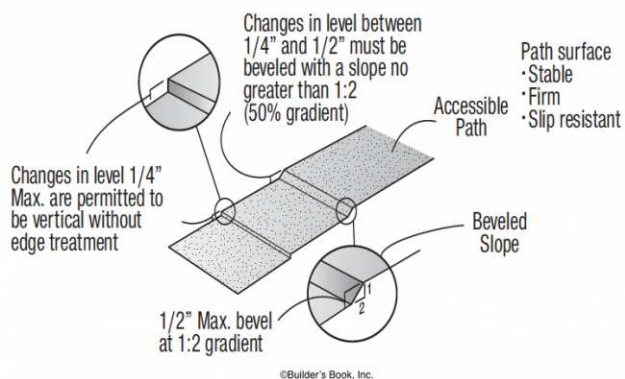
1997 IAC Section: 400.310(a)(5)

As Built:

Ramp near baseball
stall - gutter
deterioration

Recommendation:

Repair curb ramp to be firm, stable and slip resistant.



Finding #27 Additional Finding Photos



Exterior: Exterior Accessible Route

Finding: 28

The accessible route contains loose gravel and/or surfaces that do not provide for a stable, firm slip resistant surface.

Citation:

2018 IAC Section: 302.1

2015 ABAAS Section: 302.1

2010 ADAS Section: 302.1

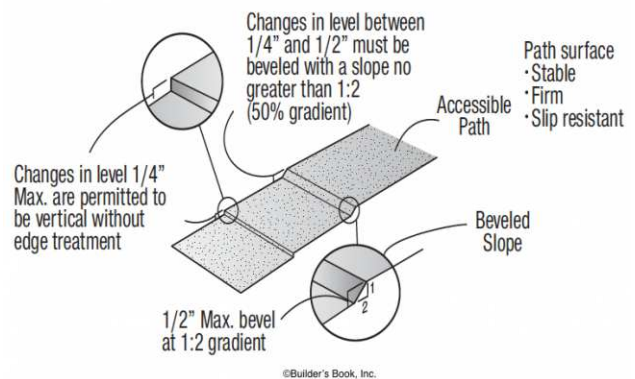
1997 IAC Section: 400.310(a)(5)

As Built:

deterioration at
drainage pipe near trail

Recommendation:

Resurface accessible route where deterioration occurs.



Exterior: Exterior Accessible Route

Finding: 29

The curb ramp slope exceeds the maximum running slope (Parallel to the direction of travel) allowable of 8.33%.

Curb ramps should have the least possible slope but in no case more than 8.3% (1:12).

Citation:

2015 ABAAS Section: 406.1

2010 ADAS Section: 406.1

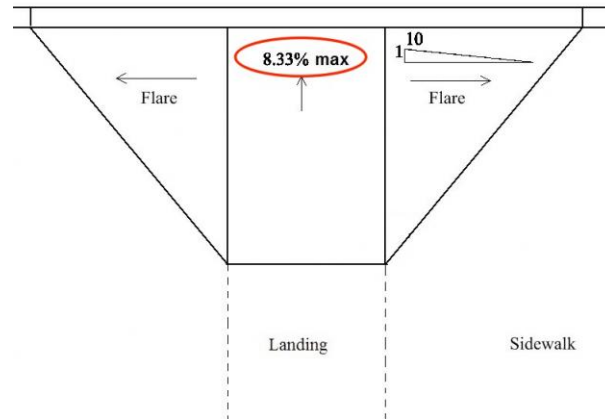
1997 IAC Section: 400.310(e)(2), 400.310(e)(2)(a)

As Built:

curb ramp to play area
- 8.6% slope

Recommendation:

Correct curb ramp running slope to max 8.33%



Finding #29 Additional Finding Photos



Exterior: Exterior Accessible Route

Finding: 30

The curb ramp slope exceeds the maximum running slope (Parallel to the direction of travel) allowable of 8.33%.

Curb ramps should have the least possible slope but in no case more than 8.3% (1:12).

Citation:

2015 ABAAS Section: 406.1

2010 ADAS Section: 406.1

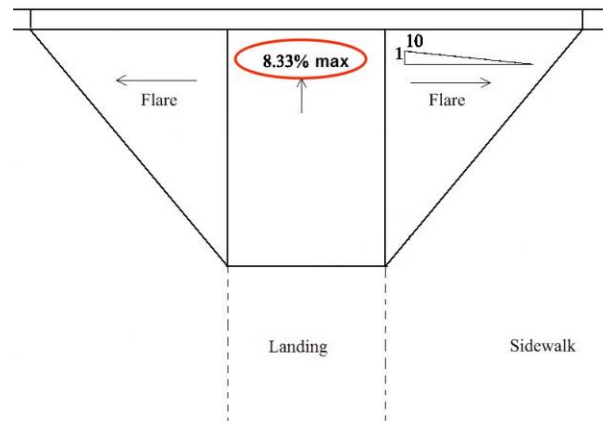
1997 IAC Section: 400.310(e)(2), 400.310(e)(2)(a)

As Built:

curb ramp to story trail
- 13% slope

Recommendation:

Correct curb ramp running slope to max 8.33%



Finding #30 Additional Finding Photos



Exterior: Exterior Accessible Route

Finding: 31

There is a gap spaced greater than a 1/2 inch.

Openings in floor or ground surfaces shall not allow passage of a sphere more than 1/2 inch diameter. Elongated openings shall be placed so that the long dimension is perpendicular to the dominant direction of travel.

Citation:

2018 IAC Section: 302.3

2015 ABAAS Section: 302.3

2010 ADAS Section: 302.3

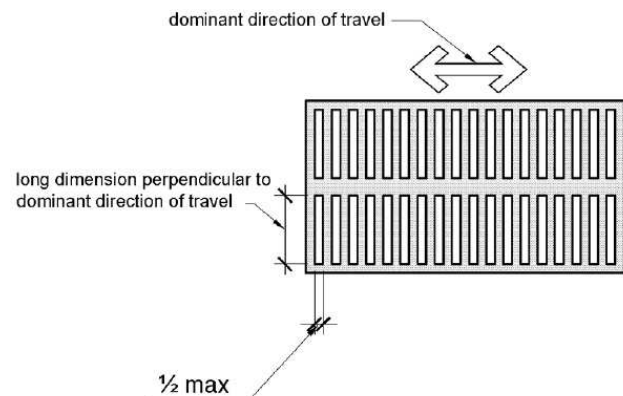
1997 IAC Section: 400.310(a)(12)

As Built:

three 1" gap from
baseball to trail

Recommendation:

Correct or fill gaps to be max .5".



Finding #31 Additional Finding Photos



Exterior: Exterior Accessible Route

Finding: 32

The running slope of walking surfaces shall not be steeper than 1:20. The cross slope of walking surfaces shall not be steeper than 1:48.

Citation:

2018 IAC Section: 403.3

2010 ADAS Section: 403.3

As Built:

7.2% at turn next to first base side, at parking

Recommendation:

Correct cross slopes to max 2.08%.



Finding #32 Additional Finding Photos



Exterior: Exterior Accessible Route

Finding: 33

There is a gap spaced greater than a 1/2 inch.

Openings in floor or ground surfaces shall not allow passage of a sphere more than 1/2 inch diameter. Elongated openings shall be placed so that the long dimension is perpendicular to the dominant direction of travel.

Citation:

2018 IAC Section: 302.3

2015 ABAAS Section: 302.3

2010 ADAS Section: 302.3

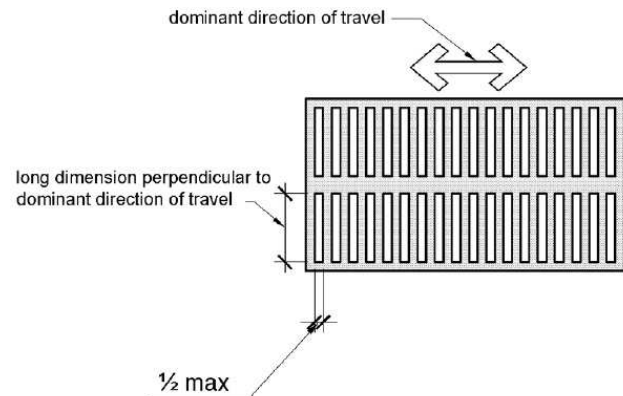
1997 IAC Section: 400.310(a)(12)

As Built:

2" gap between asphalt and concrete where maintenance vehicles parked

Recommendation:

Correct or fill gaps to be max .5".



Finding #33 Additional Finding Photos



Exterior: Exterior Accessible Route

Finding: 34

The running slope of walking surfaces shall not be steeper than 1:20. The cross slope of walking surfaces shall not be steeper than 1:48.

Citation:

2018 IAC Section: 403.3

2010 ADAS Section: 403.3

As Built:

4.4% cross at corner
ramp by ball field stall

Recommendation:

Correct cross slopes to max 2.08%.



Finding #34 Additional Finding Photos



Exterior: Exterior Accessible Route

Finding: 35

There is a gap spaced greater than a 1/2 inch.

Openings in floor or ground surfaces shall not allow passage of a sphere more than 1/2 inch diameter. Elongated openings shall be placed so that the long dimension is perpendicular to the dominant direction of travel.

Citation:

2018 IAC Section: 302.3

2015 ABAAS Section: 302.3

2010 ADAS Section: 302.3

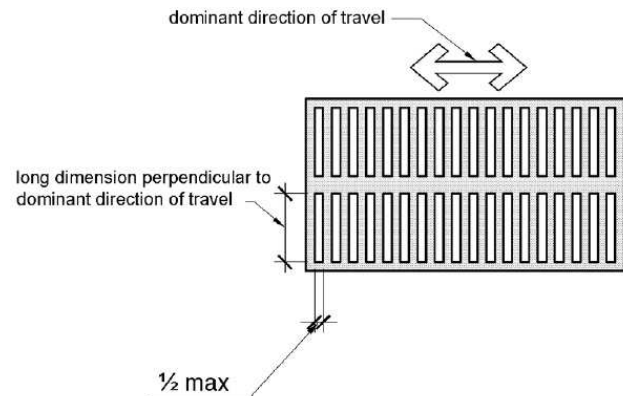
1997 IAC Section: 400.310(a)(12)

As Built:

1.75" gap near ball field stall

Recommendation:

Correct or fill gaps to be max .5".



Finding #35 Additional Finding Photos



Exterior: Exterior Accessible Route

Finding: 36

There is a gap spaced greater than a 1/2 inch.

Openings in floor or ground surfaces shall not allow passage of a sphere more than 1/2 inch diameter. Elongated openings shall be placed so that the long dimension is perpendicular to the dominant direction of travel.

Citation:

2018 IAC Section: 302.3

2015 ABAAS Section: 302.3

2010 ADAS Section: 302.3

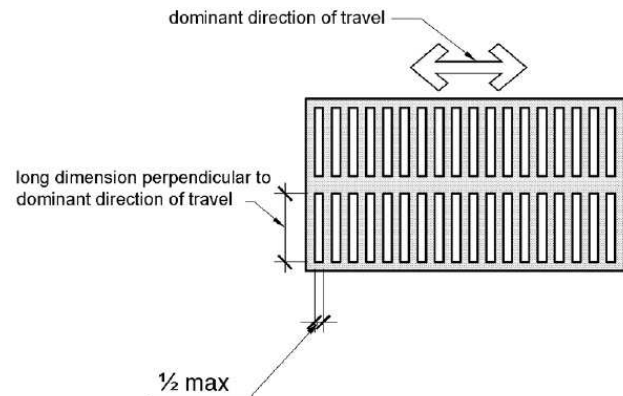
1997 IAC Section: 400.310(a)(12)

As Built:

2" gap at corner ramp
near ball field stall

Recommendation:

Correct or fill gaps to be max .5".



Finding #36 Additional Finding Photos



Exterior: Exterior Accessible Route

Finding: 37

The curb ramp does not have a compliant top landing and the side flares are too steep.

In alterations, where there is no landing at the top of Curb Ramps, Curb Ramp flares shall be provided and shall not be steeper than 1:12.

Citation:

2018 IAC Section: 406.4 Exception

2015 ABAAS Section: 406.4 EXCEPTION

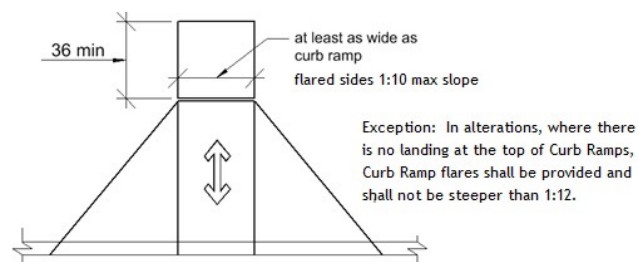
2010 ADAS Section: 406.4 Exception

As Built:

12.7% side flare at corner ramp near ball field stall

Recommendation:

Correct slope of side flares to max 8.33%



Finding #37 Additional Finding Photos



Exterior: Exterior Accessible Route

Finding: 38

The running slope of walking surfaces shall not be steeper than 1:20. The cross slope of walking surfaces shall not be steeper than 1:48.

Citation:

2018 IAC Section: 403.3

2010 ADAS Section: 403.3

As Built:

3.5% cross from ball field stall towards building, slope for 20'

Recommendation:

Correct cross slopes to max 2.08%.



Finding #38 Additional Finding Photos



Exterior: Exterior Accessible Route

Finding: 39

There is a gap spaced greater than a 1/2 inch.

Openings in floor or ground surfaces shall not allow passage of a sphere more than 1/2 inch diameter. Elongated openings shall be placed so that the long dimension is perpendicular to the dominant direction of travel.

Citation:

2018 IAC Section: 302.3

2015 ABAAS Section: 302.3

2010 ADAS Section: 302.3

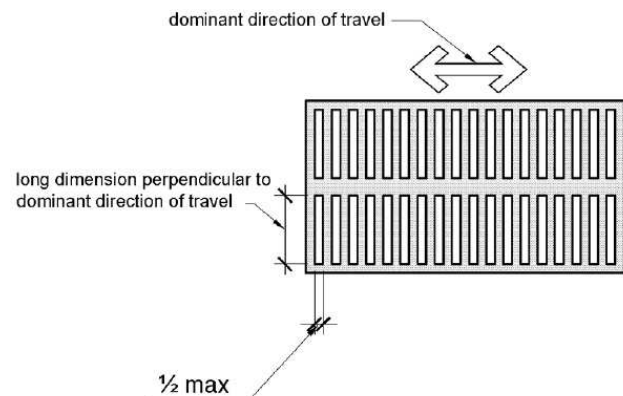
1997 IAC Section: 400.310(a)(12)

As Built:

2.25" gap from ball field parking to building, .75" along building, .75" at joint, 2.25" near stop sign

Recommendation:

Correct or fill gaps to be max .5".



Finding #39 Additional Finding Photos



Exterior: Exterior Accessible Route

Finding: 40

Parked vehicles shall not reduce the required width of the accessible route.

The accessible route of travel must be maintained at least 36 inches wide. Wheel stops are required when a car parked in any space may reduce the accessible path of travel to less than 36 inches.

Citation:

2015 ABAAS Section: 502.7

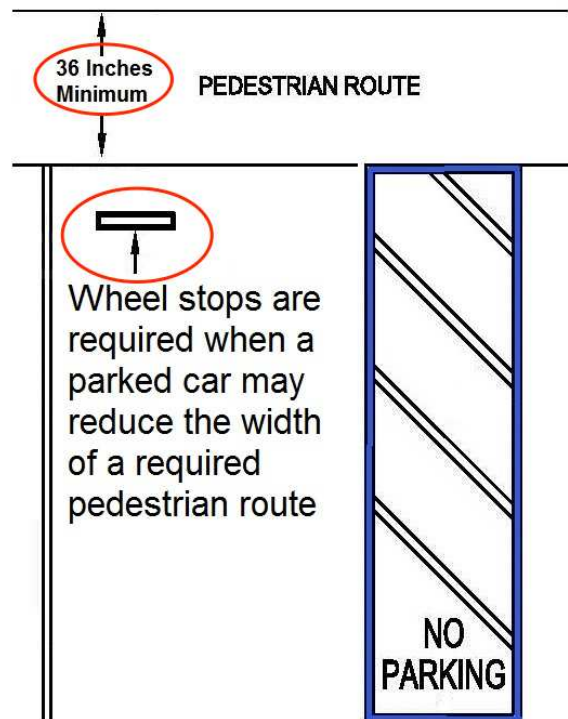
2010 ADAS Section: 502.7

As Built:

parked vehicles
overhang accessible
route from ball field
stall to story walk trail

Recommendation:

Install wheels stops at parking stalls along the AR to prevent vehicles from overhanging into the clear width of the AR



Exterior: Exterior Accessible Route

Finding: 41

The running slope of walking surfaces shall not be steeper than 1:20. The cross slope of walking surfaces shall not be steeper than 1:48.

Citation:

2018 IAC Section: 403.3

2010 ADAS Section: 403.3

As Built:

2.4% cross near light pole, slope for 50'

Recommendation:

Correct cross slopes to max 2.08%.



Finding #41 Additional Finding Photos



Exterior: Exterior Accessible Route

Finding: 42

The walkway contains abrupt vertical edges and/or variations over a 1/4 inch.

1/4 inch is the maximum vertical rise. Changes in level between 1/4 inch and 1/2 inch must be beveled at 1:2 or less.

Changes in level greater than 1/2 inch must be by way of a ramp.

Citation:

2018 IAC Section: 303.2, 303.3

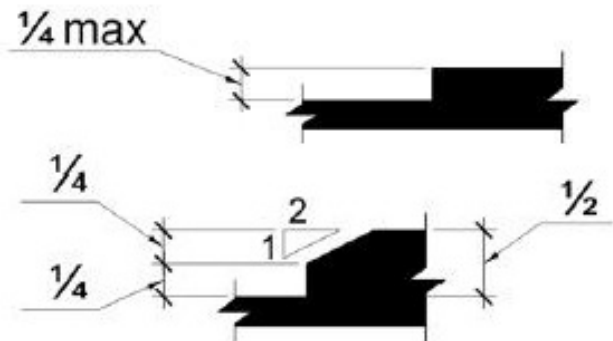
2010 ADAS Section: 303.2, 303.3

As Built:

1.25" CIL at area where maintenance vehicles park

Recommendation:

Repair, bevel or ramp change in level along accessible route.



Finding #42 Additional Finding Photos



Playground: 5 to 12

Finding: 43

As a smart practice, play area should have a minimum 36" wide entry, free of changes in level, gaps, and slope.

Citation:

2018 IAC Section: 206.1

2015 ABAAS Section: F206.1

2010 ADAS Section: 206.1

As Built:

paver ramp has 9.3% slope, sinking pavers create gaps

Recommendation:

Repair, or reset pavers to correct slope to max 5% and eliminate CIL at playground entry/border



Finding #43 Additional Finding Photos



Playground: 5 to 12

Finding: 44

Compliance with ASTM F 1951 for accessibility for ground surfaces on accessible routes, clear floor or ground spaces, and turning spaces has not been determined.

Ground surfaces shall comply with ASTM F 1951. Ground surfaces shall be inspected and maintained regularly and frequently to ensure continued compliance with ASTM F 1951.

Citation:

2018 IAC Section: 1008.2.6.1

2010 ADAS Section: 1008.2.6.1

As Built:

PIP and EWF

Recommendation:

Frequently inspect and regularly maintain accessible portions of play area surface that are comprised of loose fill such as EWF so that surface is level with other surfaces.

Establish protocols for regular and frequent inspection and maintenance of accessible playground surface.

Fill and compact EWF surface so that it maintains its accessibility characteristics.



Playground: 5 to 12

Finding: 45

Ramp runs connecting ground level play components shall have a running slope not steeper than 1:16.

Citation:

2018 IAC Section: 1008.2.5

2010 ADAS Section: 1008.2.5

As Built:

17.2% slope at PIP

Recommendation:

Correct or repair slope of ground ramp to max 6.25%



Finding #45 Additional Finding Photos



Playground: 5 to 12

Finding: 46

Element meets all standards and requirements.

Citation:

2010 ADAS Section: N/A

As Built:

Meets 50% of EPCs on route by transfer - 7 of 7

Recommendation:

None



Finding #46 Additional Finding Photos



COMPLIANT

Playground: 5 to 12

Finding: 47

Element meets all standards and requirements.

Citation:

2010 ADAS Section: N/A

As Built:

Meets incentive
scoping with 14 of 5
types of GLPCs

Recommendation:

None

COMPLIANT

Playground: 5 to 12

Finding: 48

Element meets all standards and requirements.

Citation:

2010 ADAS Section: N/A

As Built:

Meets on of each type
of GLPC on route: 2
climbers, 4 rockers, 1
slide, 4 swings, 1
interactive , 3
manipulable

Recommendation:

None



Finding #48 Additional Finding Photos



COMPLIANT

Playground: 2 to 5

Finding: 49

Play area shall have signage listing designated ages of intended users as a smart practice.

Citation:

2018 IAC Section: 240.1

2015 ABAAS Section: F240.1

2010 ADAS Section: 240.1

As Built:

play area lacks age
designation signage

Recommendation:

Acquire and install intended user signage and mount at designated entry as a smart practice.



Playground: 2 to 5

Finding: 50

There are not enough accessible elevated play components.

Where Elevated Play Components are provided, at least 50 percent shall be on an accessible route. An accessible route may be a ramp or transfer system.

Citation:

2018 IAC Section: 240.2.2, 240.2.2

2010 ADAS Section: 240.2.2

As Built:

lacks access to 2 elements

Recommendation:

Provide a transfer system for access to elevated play components.



Playground: 2 to 5

Finding: 51

Element meets all standards and requirements.

Citation:

2010 ADAS Section: N/A

As Built:

Meets one of each type
of GLPC on route - 2
swings, 1 rocker, 1
climber

Recommendation:

None



Finding #51 Additional Finding Photos



COMPLIANT

Playground: 2 to 5

Finding: 52

Element meets all standards and requirements.

Citation:

2010 ADAS Section: N/A

As Built:

Meets incentive
scoping with 3 of 3
types

Recommendation:

None

COMPLIANT

Sports Fields and Courts: Ballfields

Finding: 53

Picnic tables shall provide at least one wheelchair space for each 24 linear feet (7320 mm) of usable table surface perimeter. Wheelchair spaces shall be 30 inches (760 mm) minimum by 48 inches (1220 mm) minimum. Wheelchair spaces shall be positioned for a forward approach to the table and provide knee and toe clearance complying with 306 under the table.

Citation:

2018 IAC Section: 1011.4.2

2015 ABAAS Section: 1011.4.2

As Built:

2 of 4 tables at ball field have extended end, both lack AR around table

Recommendation:

Rearrange accessible tables to provide required 36" route around the tables.



Sports Fields and Courts: Ballfields

Finding: 54

The accessible route contains loose gravel and/or surfaces that do not provide for a stable, firm slip resistant surface.

Citation:

2018 IAC Section: 302.1

2015 ABAAS Section: 302.1

2010 ADAS Section: 302.1

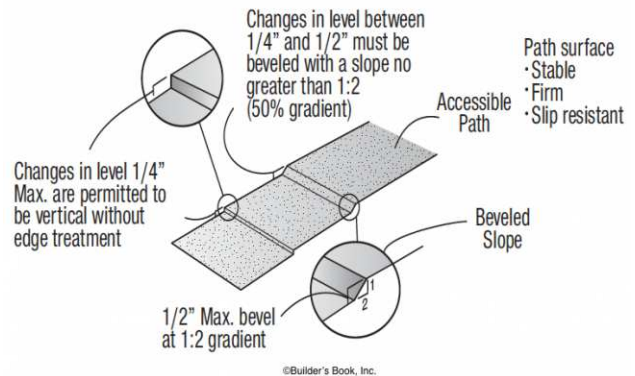
1997 IAC Section: 400.310(a)(5)

As Built:

surface deteriorated at bleachers on 3rd base side, deterioration also by picnic tables

Recommendation:

Resurface accessible route where deterioration occurs.



Finding #54 Additional Finding Photos



Sports Fields and Courts: Ballfields

Finding: 55

The running slope of walking surfaces shall not be steeper than 1:20. The cross slope of walking surfaces shall not be steeper than 1:48.

Citation:

2018 IAC Section: 403.3

2010 ADAS Section: 403.3

As Built:

4.1% cross slope 3rd
base side, slope for 10'

Recommendation:

Correct cross slopes to max 2.08%.



Finding #55 Additional Finding Photos



Sports Fields and Courts: Ballfields

Finding: 56

The route of travel at this location does not provide the required minimum width.

The minimum clear width for sidewalks and walks is 36 inches.

Citation:

2018 IAC Section: 403.5.1

2015 ABAAS Section: 403.5.1

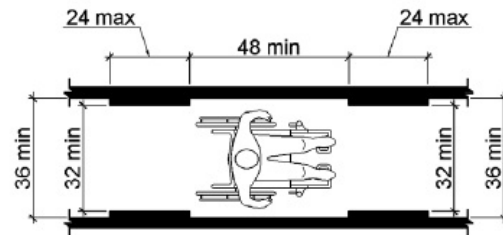

2010 ADAS Section: 403.5.1

As Built:

route reduces to 30" at
recycle can behind 1st
base dugout

Recommendation:

Widen EAR to min 36" clear width by relocation of trash bin.



Finding #56 Additional Finding Photos



Sports Fields and Courts: Ballfields

Finding: 57

The walkway contains abrupt vertical edges and/or variations over a 1/4 inch.

1/4 inch is the maximum vertical rise. Changes in level between 1/4 inch and 1/2 inch must be beveled at 1:2 or less.

Changes in level greater than 1/2 inch must be by way of a ramp.

Citation:

2018 IAC Section: 303.2, 303.3

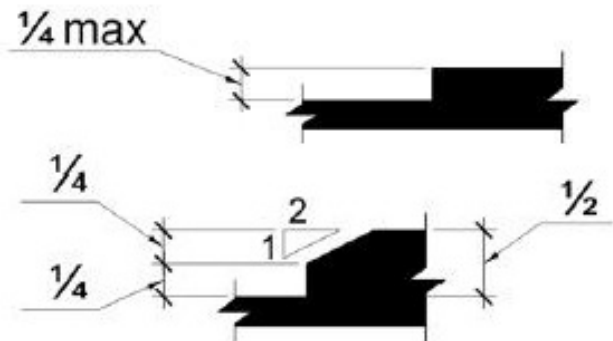
2010 ADAS Section: 303.2, 303.3

As Built:

1.25" CIL at stump or removed post 1st base side

Recommendation:

Repair, bevel or ramp change in level along accessible route.



Finding #57 Additional Finding Photos



Sports Fields and Courts: Ballfields

Finding: 58

There is a gap spaced greater than a 1/2 inch.

Openings in floor or ground surfaces shall not allow passage of a sphere more than 1/2 inch diameter. Elongated openings shall be placed so that the long dimension is perpendicular to the dominant direction of travel.

Citation:

2018 IAC Section: 302.3

2015 ABAAS Section: 302.3

2010 ADAS Section: 302.3

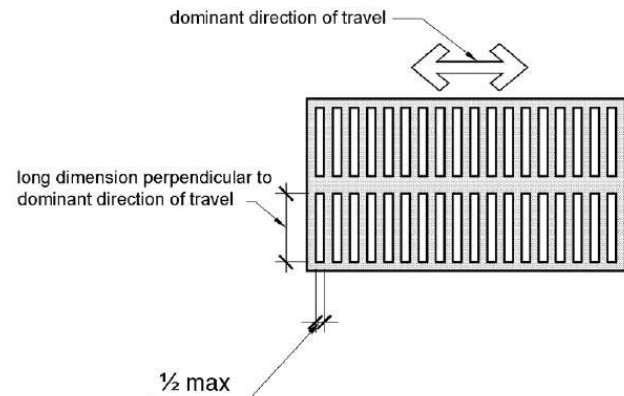
1997 IAC Section: 400.310(a)(12)

As Built:

gaps up to 4" along
dugout fence first base
side

Recommendation:

Correct or fill gaps to be max .5".



Finding #58 Additional Finding Photos



Sports Fields and Courts: Ballfields

Finding: 59

The walkway contains abrupt vertical edges and/or variations over a 1/4 inch.

1/4 inch is the maximum vertical rise. Changes in level between 1/4 inch and 1/2 inch must be beveled at 1:2 or less.

Changes in level greater than 1/2 inch must be by way of a ramp.

Citation:

2018 IAC Section: 303.2, 303.3

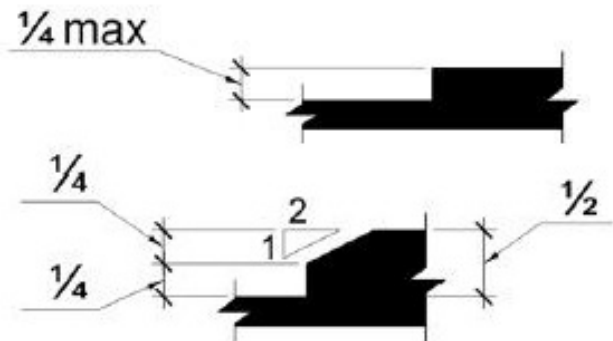
2010 ADAS Section: 303.2, 303.3

As Built:

2.25" and 2" CILs into practice area and onto field first base side

Recommendation:

Repair, bevel or ramp change in level along accessible route.



Finding #59 Additional Finding Photos



Sports Fields and Courts: Ballfields

Finding: 60

The 30 inches minimum by 48 inches minimum clear floor space required at the operable part is not flat (2% or 1:48 maximum slope) in all directions.

Changes in level are not permitted at required clear floor or ground space except that slopes not steeper than 1:48 shall be permitted.

Citation:

2015 ABAAS Section: 305.2

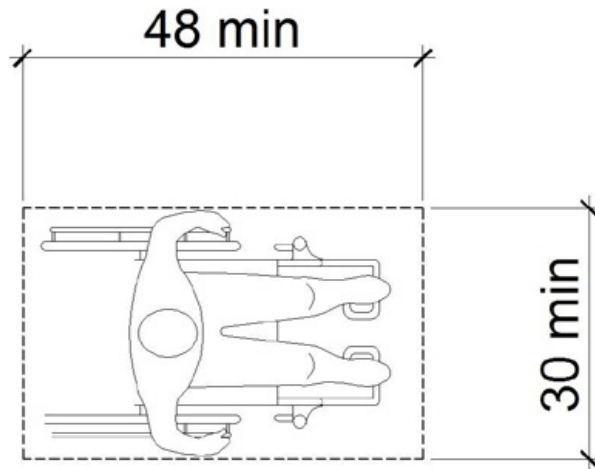
2010 ADAS Section: 305.2

As Built:

slope both sides of
first base bleachers
near dugout

Recommendation:

Correct or repair slope in CFS to max 2.08%



Finding #60 Additional Finding Photos



Sports Fields and Courts: Ballfields

Finding: 61

Clear ground space 48 inches (1220 mm) by 48 inches (1220 mm) should be provided on all usable sides of the fire ring, grill, fireplace, and woodstove. Center the space on each usable side of the grill, fireplace, and woodstove.

Citation:

2018 IAC Section: 1011.2

2015 ABAAS Section: 1011.2

As Built:

lacks AR and CGS at grill

Recommendation:

Provide required 48" clear ground space centered along usable side of fire ring, grill, fireplace, or woodstove as a smart practice.



Sports Fields and Courts: Ballfields

Finding: 62

The running slope of walking surfaces shall not be steeper than 1:20. The cross slope of walking surfaces shall not be steeper than 1:48.

Citation:

2018 IAC Section: 403.3

2010 ADAS Section: 403.3

As Built:

4.5% cross first base side between dugout and bleachers, slope for 55'

Recommendation:

Correct cross slopes to max 2.08%.



Finding #62 Additional Finding Photos



Sports Fields and Courts: Ballfields

Finding: 63

The route of travel at this location does not provide the required minimum width.

The minimum clear width for sidewalks and walks is 36 inches.

Citation:

2018 IAC Section: 403.5.1

2015 ABAAS Section: 403.5.1

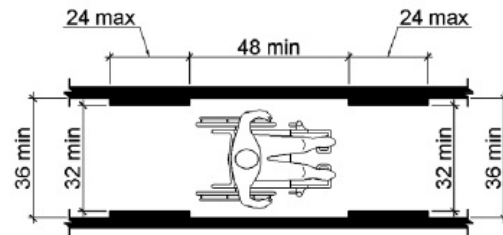
2010 ADAS Section: 403.5.1

As Built:

34.5" wide in front of
1st base bleachers

Recommendation:

Widen EAR to min 36" clear width by relocation of bleachers.



Finding #63 Additional Finding Photos



Sports Fields and Courts: Ballfields

Finding: 64

Element meets all standards and requirements.

Citation:

2010 ADAS Section: N/A

As Built:

10 of 10
garbage/recycle cans
comply

Recommendation:

None

COMPLIANT

Sports Fields and Courts: Tennis Courts

Finding: 65

The running slope of walking surfaces shall not be steeper than 1:20. The cross slope of walking surfaces shall not be steeper than 1:48.

Citation:

2018 IAC Section: 403.3

2010 ADAS Section: 403.3

As Built:

running slopes -
11.4%, 11% slope to
tennis (30')

Recommendation:

Correct running slopes to max 5%.



Finding #65 Additional Finding Photos



Sports Fields and Courts: Tennis Courts

Finding: 66

There is a gap spaced greater than a 1/2 inch.

Openings in floor or ground surfaces shall not allow passage of a sphere more than 1/2 inch diameter. Elongated openings shall be placed so that the long dimension is perpendicular to the dominant direction of travel.

Citation:

2018 IAC Section: 302.3

2015 ABAAS Section: 302.3

2010 ADAS Section: 302.3

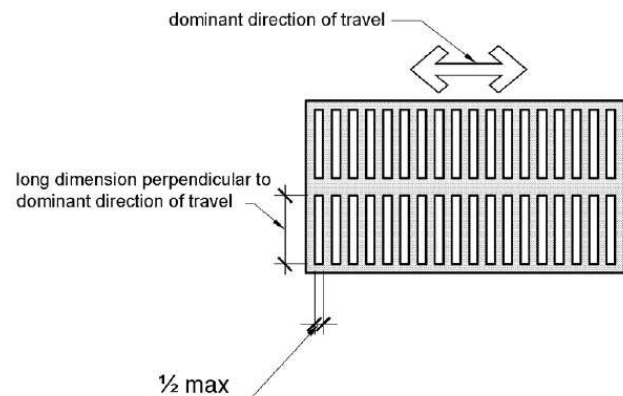
1997 IAC Section: 400.310(a)(12)

As Built:

3" gap at
tennis/pickleball gate
(2 of each), 2.5" gap at
tennis gate (3)

Recommendation:

Correct or fill gaps to be max .5".



Finding #66 Additional Finding Photos



Sports Fields and Courts: Tennis Courts

Finding: 67

Benches shall have a 36" by 48" clear ground space (CGS) positioned near the bench with one side of the space adjoining an outdoor recreation access route (ORAR) or trail, as applicable

The CGS shall not overlap with the ORAR or trail or another CGS

Citation:

2018 IAC Section: 1011.2.1

2015 ABAAS Section: 1011.2.1

As Built:

2 benches at tennis
lack 36x48 CGS

Recommendation:

Construct firm, stable, and slip resistant pads at least 36" by 48" adjacent to 20% of benches.



Finding #67 Additional Finding Photos



Park Site: Picnic/Shelter

Finding: 68

There is a gap spaced greater than a 1/2 inch.

Openings in floor or ground surfaces shall not allow passage of a sphere more than 1/2 inch diameter. Elongated openings shall be placed so that the long dimension is perpendicular to the dominant direction of travel.

Citation:

2018 IAC Section: 302.3

2015 ABAAS Section: 302.3

2010 ADAS Section: 302.3

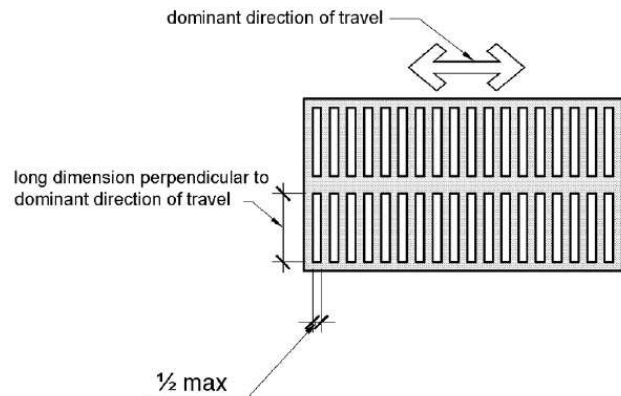
1997 IAC Section: 400.310(a)(12)

As Built:

1" gaps in pavers -
reset pavers

Recommendation:

Reset pavers on interior of shelter to eliminate gaps.



Finding #68 Additional Finding Photos



Park Site: Picnic/Shelter

Finding: 69

There is insufficient turning space within this room or space.

The space required for a wheelchair to make a 180-degree turn is a clear space of 60 inches in diameter or a T-shaped space.

Citation:

2018 IAC Section: 304.3.1

2015 ABAAS Section: 304.3.1, 304.3.2

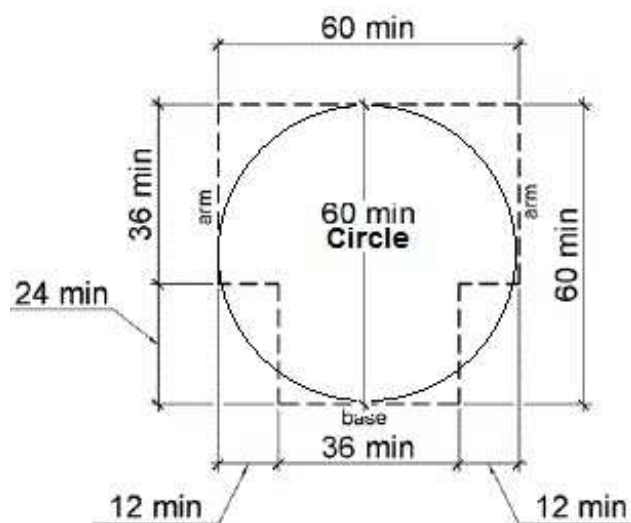

2010 ADAS Section: 304.3.1, 304.3.2

As Built:

lacks turning space within due to table placement

Recommendation:

Rearrange tables to provide turning space in the shelter.



Finding #69 Additional Finding Photos



Park Site: Picnic/Shelter

Finding: 70

Where provided, at least one of each type of outdoor constructed feature shall comply with 1011. Where more than one of the same type of outdoor constructed feature is provided, at least two of the same type of outdoor constructed features shall comply with 1011.

Citation:

2018 IAC Section: 245.1


2015 ABAAS Section: F245.2.5.1

As Built:

only 1 of 10 tables
accessible, lacks route
to accessible end and
route around

Recommendation:

Replace one more table with one of an accessible type and arrange to provide 36" route around all sides of both tables.



Finding #70 Additional Finding Photos



Park Site: Picnic/Shelter

Finding: 71

At least one outdoor recreation access route shall connect accessible elements, spaces, and facilities provided within picnic units with mobility features.

Citation:

2018 IAC Section: 245.1

2015 ABAAS Section: F245.1

As Built:

lacks route to grill and
garbage bins

Recommendation:

Extend a firm and stable route from shelter to amenities.



Finding #71 Additional Finding Photos



Park Site: Picnic/Shelter

Finding: 72

Where provided, at least one of each type of outdoor constructed feature shall comply with 1011. Where more than one of the same type of outdoor constructed feature is provided, at least two of the same type of outdoor constructed feature shall comply with 1011.

Citation:

2018 IAC Section: 245.1

2015 ABAAS Section: F245.2.5.1

As Built:

grill lacks compliant surface

Recommendation:

Replace existing amenities with ones of an accessible design and provide required clear ground space.



Park Site: Trail

Finding: 73

The element is not accessible because there is not adequate clear floor space for an approach.

The clear floor or ground space shall be 30 inches minimum by 48 inches minimum.

Citation:

2018 IAC Section: 305.3

2015 ABAAS Section: 305.3

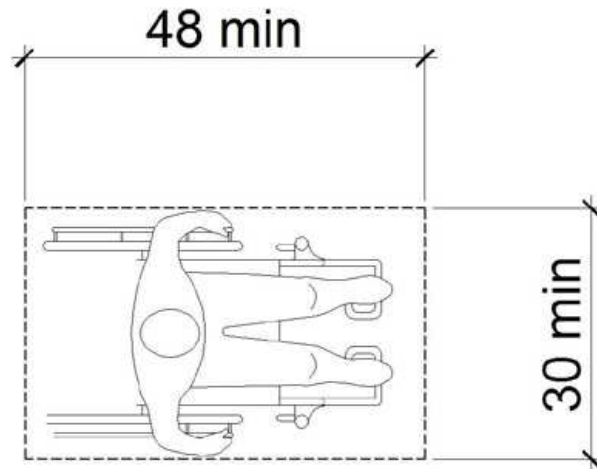
2010 ADAS Section: 305.3

As Built:

all signs along
storybook trail lack
route and CGS (18)

Recommendation:

Extend a route and provide 30" by 48" clear ground space at each sign.



Finding #73 Additional Finding Photos



Park Site: Trail

Finding: 74

Picnic tables shall provide at least one wheelchair space for each 24 linear feet (7320 mm) of usable table surface perimeter. Wheelchair spaces shall be 30 inches (760 mm) minimum by 48 inches (1220 mm) minimum. Wheelchair spaces shall be positioned for a forward approach to the table and provide knee and toe clearance complying with 306 under the table.

Citation:

2018 IAC Section: 1011.4.2

2015 ABAAS Section: 1011.4.2

As Built:

inaccessible picnic
table along storytrail -
in grass

Recommendation:

Replace picnic table with one of an accessible design and place on a firm and stable surface.



Park Site: Trail

Finding: 75

Where the surface is other than concrete, asphalt, or boards, cross slopes not steeper than 1:20 shall be permitted when necessary for drainage.

Citation:

2018 IAC Section: 1017.7.2 Exception

2015 ABAAS Section: 1017.7.2 EXCEPTION:

As Built:

portions of trail with
rutting creating 8.9%
cross slope

Recommendation:

Frequently maintain trail cross slope to assure it does not exceed 5% for surfaces other than concrete, boards or asphalt as a smart practice.



Finding #75 Additional Finding Photos



Park Site: Trail

Finding: 76

The surface of trails, passing spaces, and resting intervals shall be firm and stable.

Citation:

2018 IAC Section: 1017.2

2015 ABAAS Section: 1017.2

As Built:

trail surface firm in
some areas, others are
larger stone; some
deep hole

Recommendation:

Replace surface of trail with one that is firm and stable as a smart practice.



Finding #76 Additional Finding Photos

